

# Login



# → Login / Via header

The screenshot shows the EPFL Architecture Living Archives website. The header includes the site name, navigation links for 'Projects' and 'Collections', a search bar, and a red-bordered hamburger menu icon. The main content area features a featured project 'La maison du boucher' with a 'Explore the project' button, a list of tags for exploring the archive, a large text-based graphic for 'EPFL Archizoom' with dates '30.05-21.07.2022', and an 'Events / Calendar' section listing 'Clôture festival EXPLORE' and 'Campus Piéton: Forum 2 / EPFL'. On the right, there is a purple social media post from IGWA about internships, with a red arrow pointing to the top right corner of the post.

EPFL Architecture  
Living Archives

Projects Collections Search 184

La maison du boucher.  
Production artisanale de viande séchée au Pays-d'Enhaut

Explore the project

Explore the Archive by tags

Territories Archizoom

PDM 2021 First Year

Heritage

Sustainability

Exhibitions

Infrastructures

PDM 2020 Videos

Publications

Selected Collections

30.05-21.07.2022  
positions  
ositions  
ospitions  
osptions  
ositpions  
ositipons  
ositiopns  
ositionps  
ositionsp  
EPFL Archizoom

Breaking down architecture studios. A new annual exhibition format initiated by EPFL Architecture. Designed and curated by TEXAS Lab. Launch event June 1, 2022 at 6:30 p.m.  
livingarchives.epfl.ch EPFL

Events / Calendar:

Clôture festival  
EXPLORE  
19.06.2022 to  
19.06.2022

Campus Piéton:  
Forum 2 / EPFL  
20.06.2022 to

14-06-2022, 14:48

Stagiaires

On cherche stagiaires à partir de maintenant ou à convenir pour minimum 6 mois.

Très bonne maîtrise du français et/ou allemand. Connaissances d'AutoCad et Rhino 3D.

Portfolios à jobs@gnwa.ch

Merci de partager!

Image artefactorylab

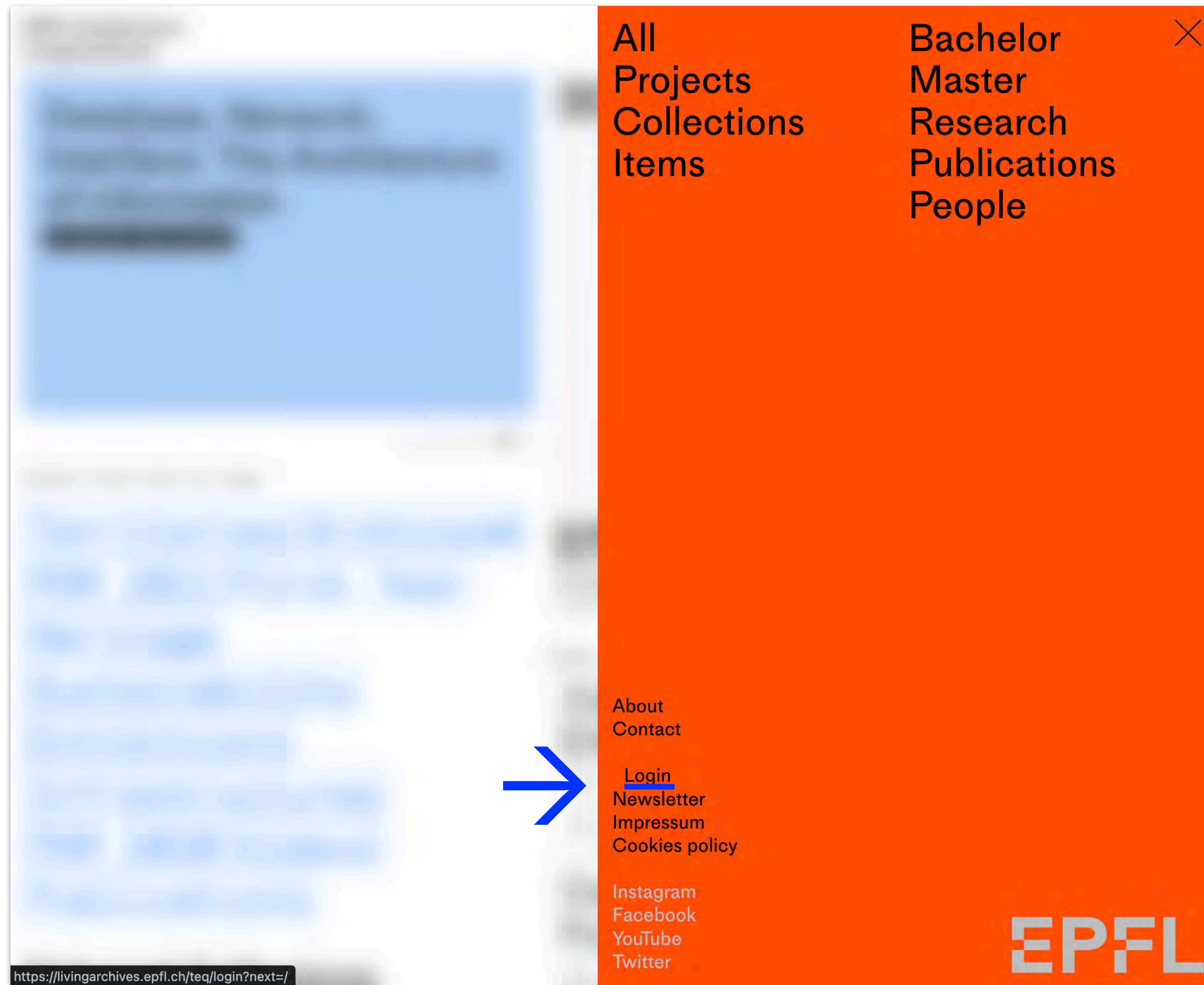
\_zurich

#GNWA #GNWA\_ZURICH  
#ARCHITECTUREJOBS  
#OPENPOSITIONS #OFFREEMPLOI  
#INTERNSHIP #PRAKTIKUM  
#STAGEDARCHITECTURE  
#YOUNGARCHITECTS  
#SWISSARCHITECTURE  
#ARCHITECTURESUISSE #SWISSJOBS  
#STUDENTSJOB  
#ARCHITECTURESTUDENTS  
#ETUDIANTS D'ARCHITECTURE  
#EPFLARCHITECTURE #EPFLSTUDENTS  
#HEIAFRIBOURG #HEIAFR

Click on the **burger menu** at the top right of the header



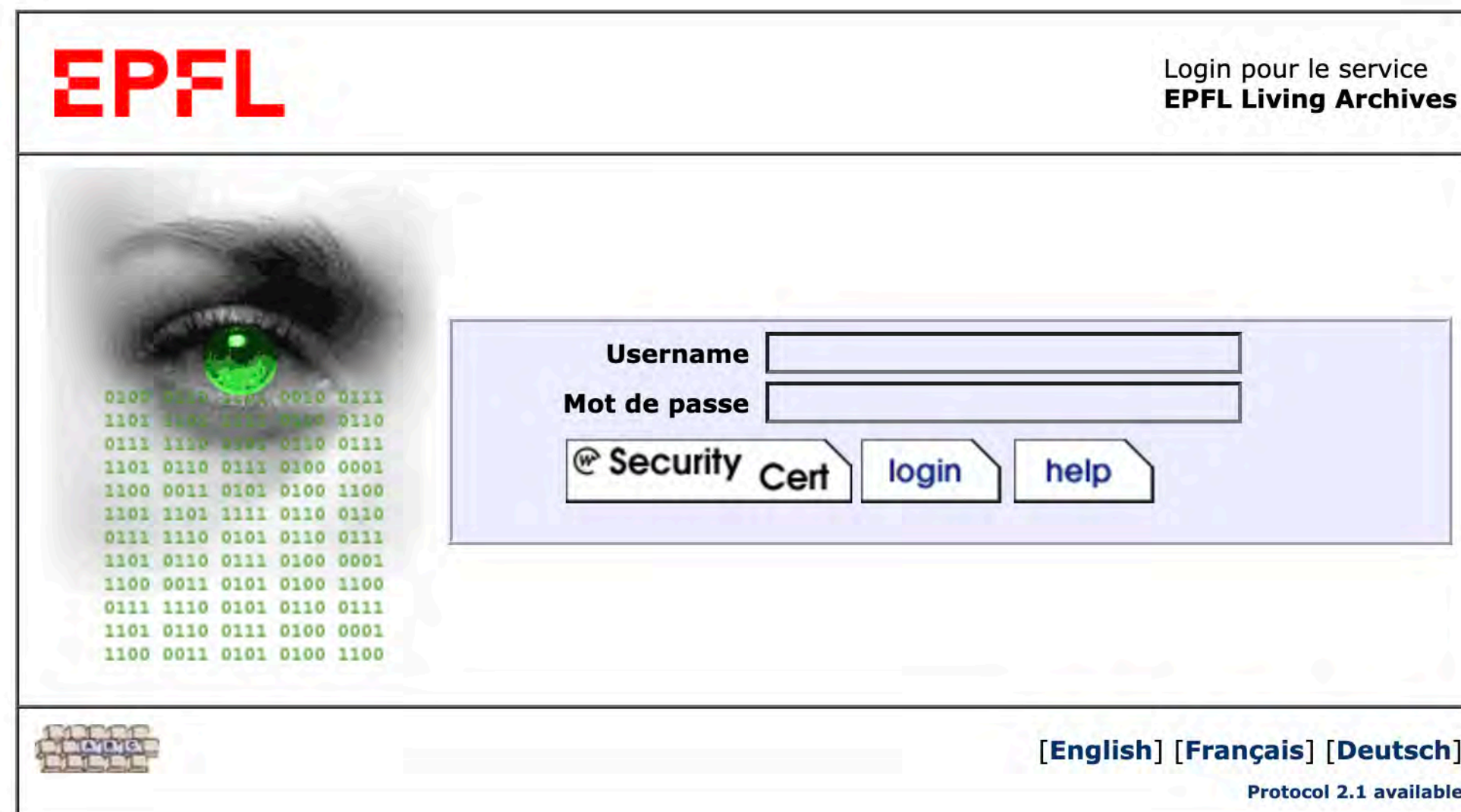
## → Login / Menu



Click on the **login** at the bottom of the menu

## → Login / EPFL account

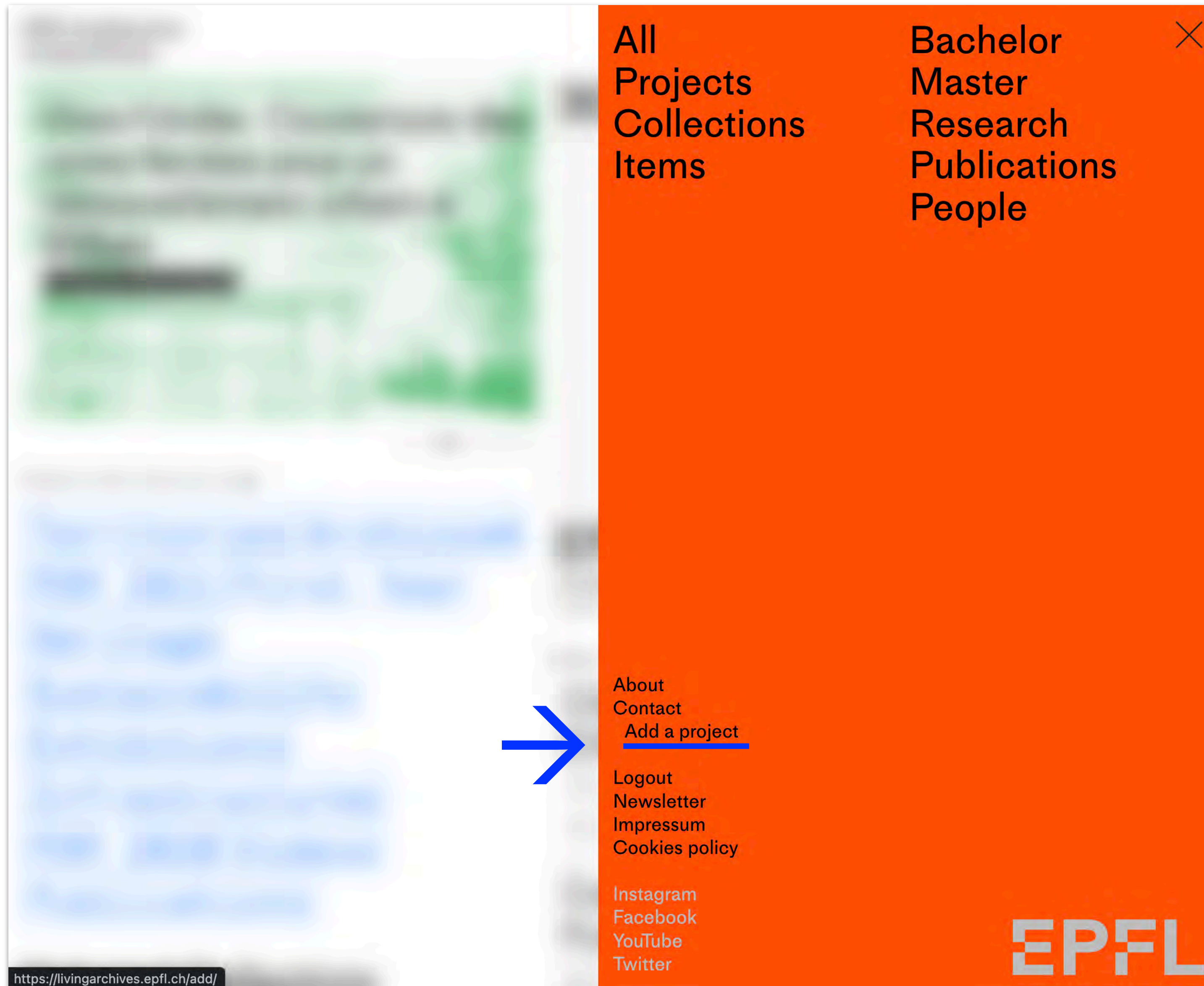
Enter your **EPFL account**  
(username and password)



The image shows a login page for the EPFL Living Archives service. At the top left is the EPFL logo in red. At the top right, it says "Login pour le service EPFL Living Archives". On the left side, there is a graphic of a human eye with a green iris, and below it, a grid of green binary code (0s and 1s). In the center, there is a light blue box containing two input fields: "Username" and "Mot de passe". Below these fields are three buttons: "Security Cert" (with a small icon), "login", and "help". At the bottom left, there is a small keyboard icon. At the bottom right, there are language selection links: "[English] [Français] [Deutsch]" and the text "Protocol 2.1 available".



## → Login / Add project



Once you are **logged in**  
You can as EPFL  
Architecture:

### Teaching/Research team

- Add projects
- Make personal collections
- Make public collections

### Students

- Make personal collection
- Add projects only with supervision from assistants

### Group

- Add projects
- Make personal collections
- Make public collections