


# PDMS Dispenser

What changes?



Cans equipped with manual pumps and curing agent bottles will disappear shortly (once empty). Both are replaced by a new system to dispense PDMS & Cross-linker.

How does it work?

1. Login on the tool.

All users having rights for the PDMS Mixer will have access to a new equipment named *Z12 PDMS Dispenser* soon.

cmisrv2.epfl.ch/cae.php

**Zone 12**

Available In Use Blocked Process End Off Time

Username: zzhao Password: 14:40:58

Log In



		Login / Logout Time		Timer	User	Booking
1	Z12 Mixer THINKY	18.10.2016	12:34:20	02:06:38		Available
1	Z12 PDMS Dispenser	18.10.2016	11:10:04	03:30:54		Available
1	Z12 Plasma HARRICK	18.10.2016	13:53:03	00:47:55		Available
1	Z12 SCS6800 Coater PDMS	18.10.2016	11:11:52	03:29:06		Available
1	Z12 Wet Bench Bioprep	18.10.2016	12:24:36	02:16:22		Available
1	Z12 Wet Bench Dessicators	18.10.2016	13:53:04	00:47:54		Available

PolyT by Modulotech, 2011.

- Put an empty and clean single use plastic cup on the scale.

**ADDITIONAL SINGLE USE GLOVES ARE STILL REQUIRED!!!**

Above the scale, there is now a suspended holder for two valves:



### 3. Get PDMS and cross-linker (Standard Ratio 10:1)

There is one pedal for each valve:

- **Valve n°1: Fixed** dose dispense.
  - Press once the pedal to get a **fixed** dose of cross-linker.
- **Valve n°2:** Continuous dispense.
  - Keep the pedal pressed to get PDMS up to the desired quantity and respect the ratio chosen.

