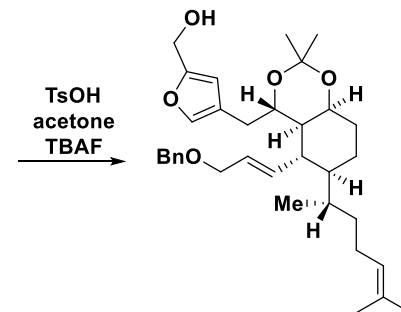
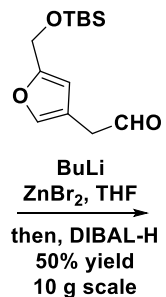
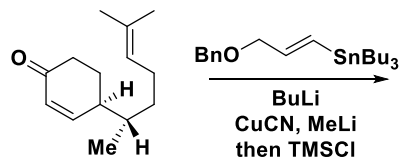
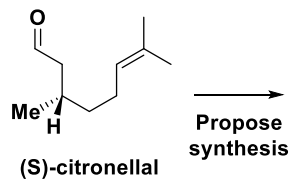
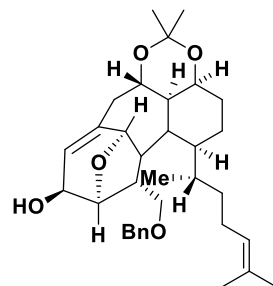


Chuang-Chuang Li et al., *J. Am. Chem. Soc.* **2019**, *141*, 2872–2877.



Name?
 $\text{VO}(\text{acac})_2$
TBHP, DCM
Then Ac₂O,
DMAP, Et₂N

TMP, CH₃CN
170 °C
Then DIBAL
3.5 g scale

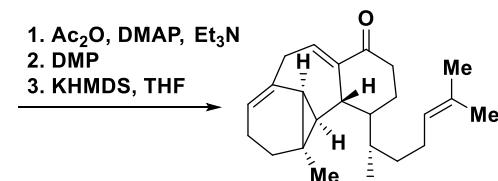


sodium naphthalene
THF/H₂O
78% 2.7g scale

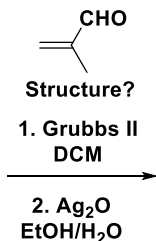
1. TBSOTf, Et₃N, THF
KHMDS, Ts-Im, Then TBAF
2. DMP, NaHCO₃, DCM
Structure?

t-BuOK
t-BuOH
2.1 g scale

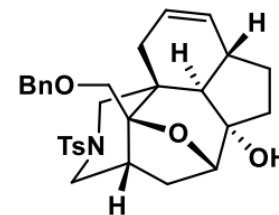
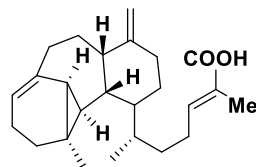
Name?
1. KOH, N₂H₄ H₂O
(CH₂OH)₂, 130 °C
2. AcOH, THF/H₂O
1.2 g Scale



1. NaBH₄
NiCl₂, MeOH
2. CH₃PPh₃Br
n-BuLi, THF



Structure?
1. Grubbs II
DCM
2. Ag₂O
EtOH/H₂O

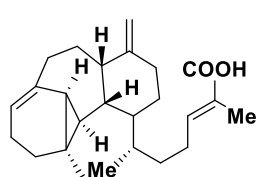
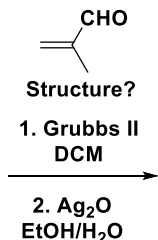
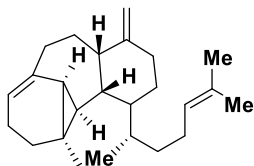
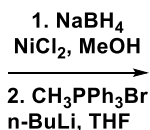
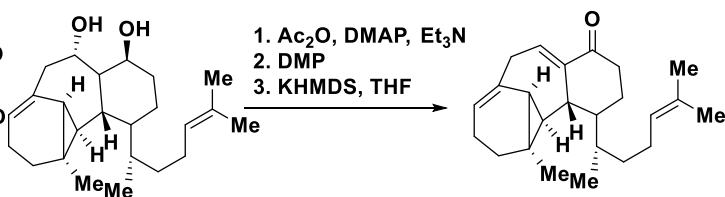
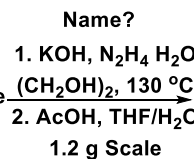
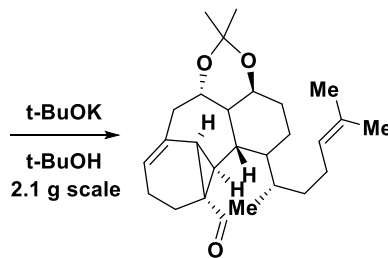
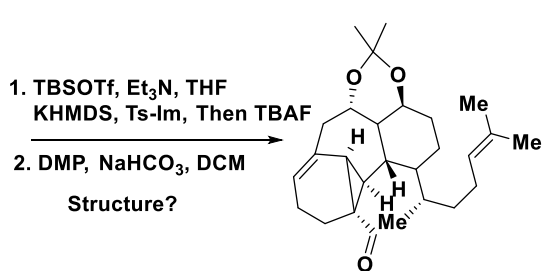
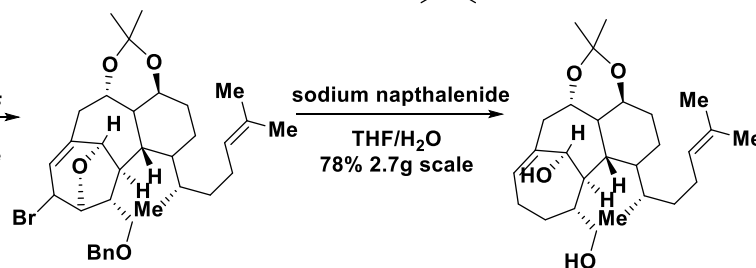
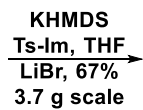
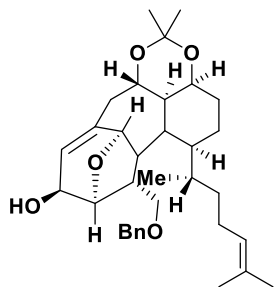
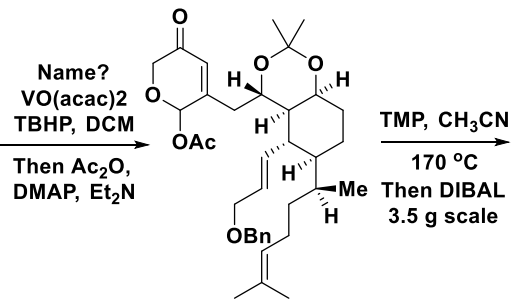
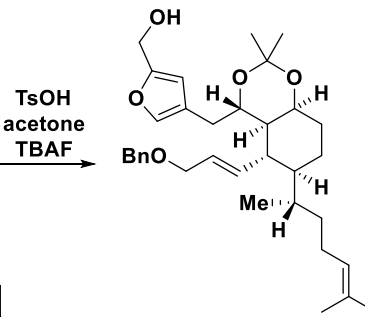
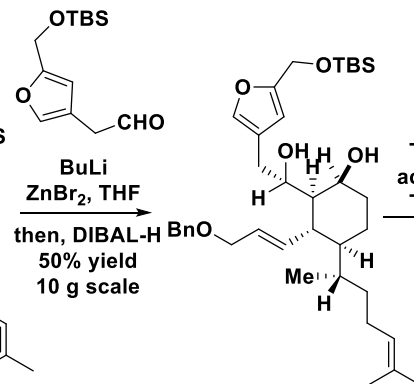
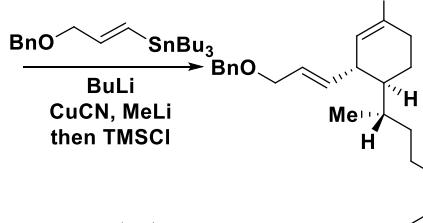
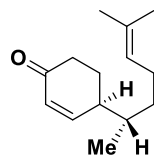
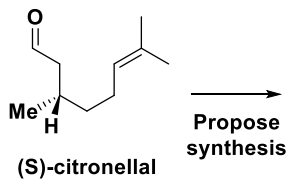


retro-synthetic analysis, if time allows

Chuang-Chuang Li et al., *J. Am. Chem. Soc.* **2022**, *144*, 18823–18828.

Solution:

Chuang-Chuang Li et al., *J. Am. Chem. Soc.* **2019**, *141*, 2872–2877.



Cerorubenic Acid-III