

## Main features of the IP Phone 6945



1

**Handset rest**

Indicates an incoming call (flashing red) or new voice message (steady red).

2

**Phone screen**

Shows information about your phone.


3

**Feature buttons**

Each corresponds with a phone line, speed dial, and calling feature.  
Pressing a button for a phone line displays the active calls for that line.

Color LEDs indicate the line state:

Yellow:  – Ringing call on this line

Green:  – Active or held call on this line

Red:  – Shared line in-use remotely

4

**Softkeys buttons**

Allow you to access the softkey options (for the selected call or menu item) displayed on your phone screen.

5

**Transfer button**









Transfers a call.

6

**Conference button**



Creates a conference call.

- 7** **Hold / Resume button** Places a active call on hold and resumes the held call.  

- 8** **Navigation and Select button** The **navigation button** allows you to scroll through menus, highlight items, and move within a text input field. The **select button** (center of the Navigation Pad) allows you to select a highlighted item as well as wake up the phone from deep sleep mode
- 9** **Headset button** Toggles the headset on or off. When the headset is on, the button is lit.  

- 10** **Speakerphone button** Toggles the speakerphone on or off. When the speakerphone is on, th button is lit.  

- 11** **Keypad** Allows you to dial phone numbers, enter letters, and choose menu items (by entering the item number).
- 12** **Mute button** Toggles the microphone on or off. When the microphone is muted, the button is lit.  

- 13** **Volume button** Controls the **handset**, **headset**, and **speakerphone** volume (off hook) and the ringer **Volume** (on hook).  

- 14** **Messages button** Autodials your voice messaging  


15

**Configuration button**



Opens or closes the configuration menu. Use it to access applications such as **call history**, **preferences**, **administrator settings**, and **phone information**.

16

**Contacts button**



Opens the **Contacts** menu. Use it to access **corporate directory**.

17

**Handset**

Phone handset.