




Average CO₂-eq emissions per Business class passenger for a round trip Geneva-Brussels


0.6T

TRAVEL
LESS
WITHOUT
LOSS


Les vols effectués par la communauté EPFL en Europe représentent 14% de l'empreinte CO₂-eq liée aux voyages. (2019)




0.1 - 10t CO₂-eq



50t CO₂-eq



100t CO₂-eq




200t CO₂-eq




Destinations les plus fréquentes en Europe (2019)

838 vols




Amsterdam
138.5t CO₂-eq

773 vols




Frankfort
103.5t CO₂-eq

749 vols



Bruxelles
85.9t CO₂-eq

738 vols



Munich
99.4t CO₂-eq

Nouvelle politique voyages à l'EPFL

La nouvelle politique voyages incite entre autres au recours du train en Europe. Elle aidera la communauté EPFL à choisir le meilleur mode de transport.

Cliquez ici pour les directives 

EPFL has adopted a new travel policy aimed at helping its community to choose the optimum mode of transport for the people travelling, underlining its commitment to sustainability and efficiency in academic travel.