

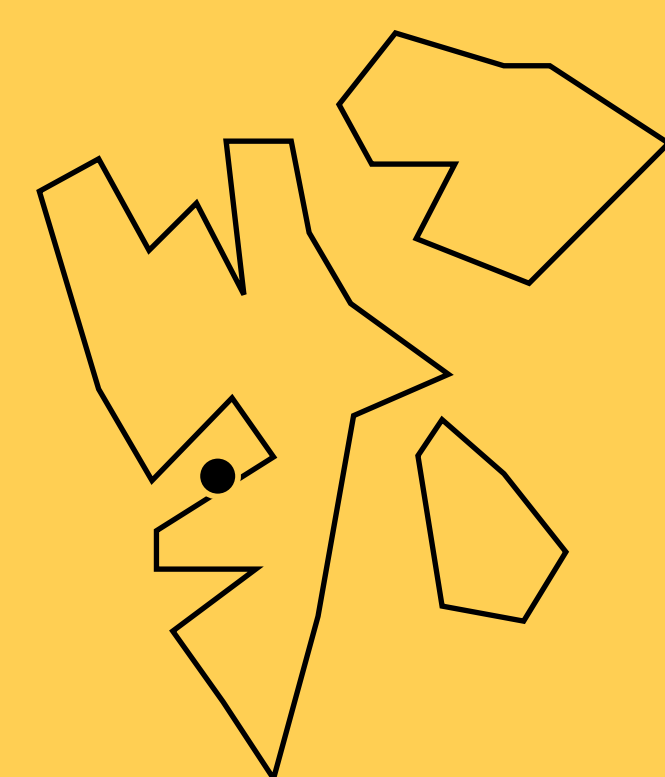


Average CO<sub>2</sub>-eq emissions per Business class passenger for a round trip Geneva-Brussels

0.6T

TRAVEL  
LESS  
WITHOUT  
LOSS

Flights by the EPFL community in Europe account for 14% of the CO<sub>2</sub>-eq footprint associated with travel. (2019)



0.1 – 10t CO<sub>2</sub>-eq

50t CO<sub>2</sub>-eq

100t CO<sub>2</sub>-eq

200t CO<sub>2</sub>-eq


## Most frequent destinations in Europe (2019)

838 flights


773 flights

749 flights


738 flights




Amsterdam  
138.5t CO<sub>2</sub>-eq



Frankfurt  
103.5t CO<sub>2</sub>-eq



Brussels  
85.9t CO<sub>2</sub>-eq



Munich  
99.4t CO<sub>2</sub>-eq

## New policy travel policy

EPFL has adopted a new travel policy. It will help its community to choose the best mode of transport.

[Click here for the guidelines](#) 

EPFL has adopted a new travel policy aimed at helping its community to choose the optimum mode of transport for the people travelling, underlining its commitment to sustainability and efficiency in academic travel.