



**School of Architecture, Civil
and Environmental Engineering (ENAC)**
GENDER MONITORING
EPFL 2017-2018

TABLE OF CONTENTS

Leakly Pipeline	p.2
Bachelor Students	p.3
- <i>Students, number and %</i>	<i>p.3</i>
- <i>Percentage of women per school</i>	<i>p.3</i>
- <i>Percentage per nationality and residence</i>	<i>p.3</i>
Master Students	p.4
- <i>Students, number and %</i>	<i>p.4</i>
- <i>Percentage of women per school</i>	<i>p.4</i>
- <i>Percentage per nationality and residence</i>	<i>p.4</i>
PhD Students	p.5
- <i>Students, number and %</i>	<i>p.5</i>
- <i>Percentage of women per school</i>	<i>p.5</i>
- <i>Percentage per nationality and residence</i>	<i>p.5</i>
Scientific Collaborators	p.6
- <i>Scientific collaborators (excluding assistants),</i>	<i>p.6</i>
- <i>Senior scientists (MER)</i>	<i>p.6</i>
Professors	p.7
- <i>Tenure Track Assistant Professors</i>	<i>p.7</i>
- <i>Associate Professors and Full Professors</i>	<i>p.7</i>
- <i>Percentage of women in professorial position</i>	<i>p.7</i>
Abbreviations and technical notes	p.8

LEAKY PIPELINE

The graph below gathers data from ENAC School for the years 2008 and 2017, allowing to see the evolution of the percentages of men and women at the different levels of the academic trajectory. The detailed evolution is indicated by the graphs on the following pages.

The percentage of women among Bachelor students at ENAC increased from 38% in 2008 (405/ 1052 students) to 43% in 2017 (586/ 1354 students).

The percentage of female Master students rose from 34% in 2008 (138/403 students) to 36% in 2017 (233/648 students).

Among PhD students, the percentage of women increased from 31% in 2008 (76/243 PhD students) to 36% (99/274 PhD students).

Among scientific collaborators (without assistants), the percentage of women at ENAC increased from 23% in 2008 (20.6 FTE/ 90.2) to 36% in 2017 (51.8 FTE/ 145.0).

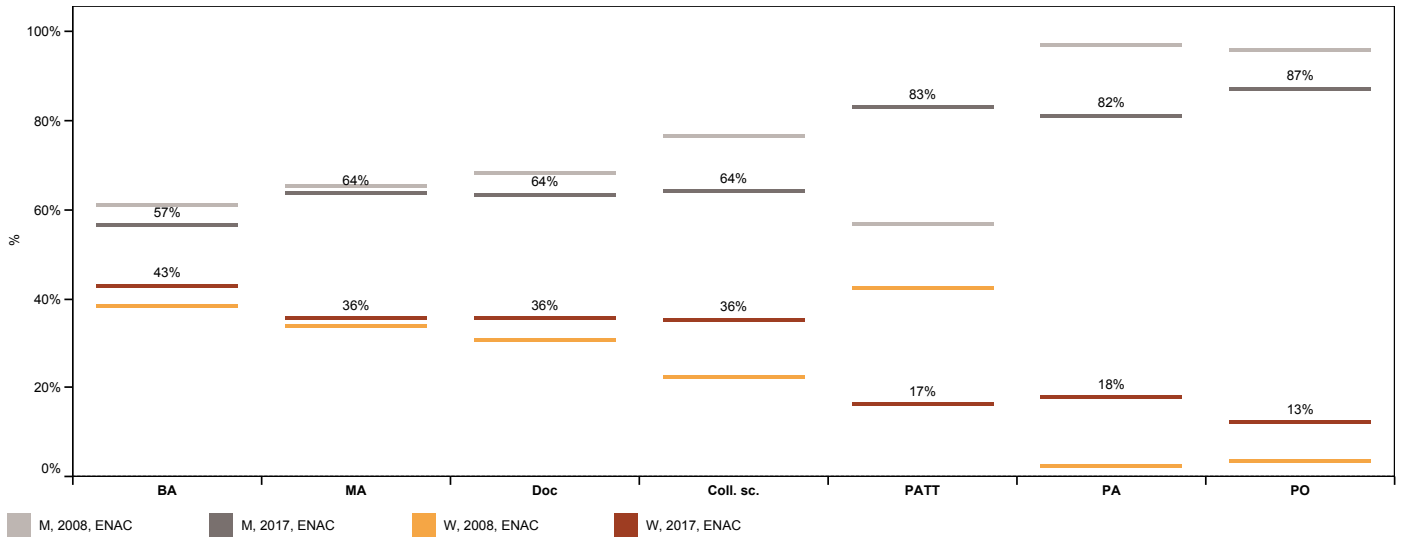
Among the MER, the percentage of women declined from 14% in 2008 (0.8/5.6 FTE) to 9% in 2017 (0.8/8.9 FTE).

The percentage of women among the PATTs at ENAC fell from 43% in 2008 (3/7 PATT) to 17% in 2017 (1/ 6).

The percentage of women among ENAC PA has increased from 3% in 2008 (0.3/10 FTE) to 18% in 2017 (3.3/18 FTE).

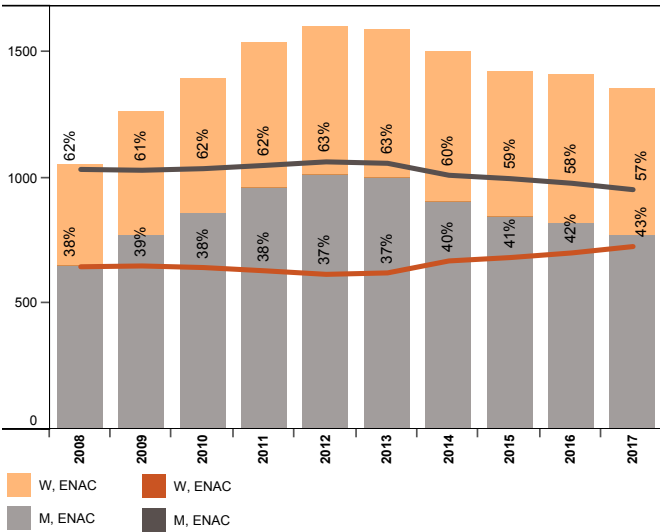
Among the PO at ENAC the percentage of women increased from 4% in 2008 (0.8/ 21.1 FTE) to 13% in 2017 (3.4/ 27.1 FTE).

Leaky Pipeline, EPFL, School of Architecture, Civil and Environmental Engineering, 2008 and 2017



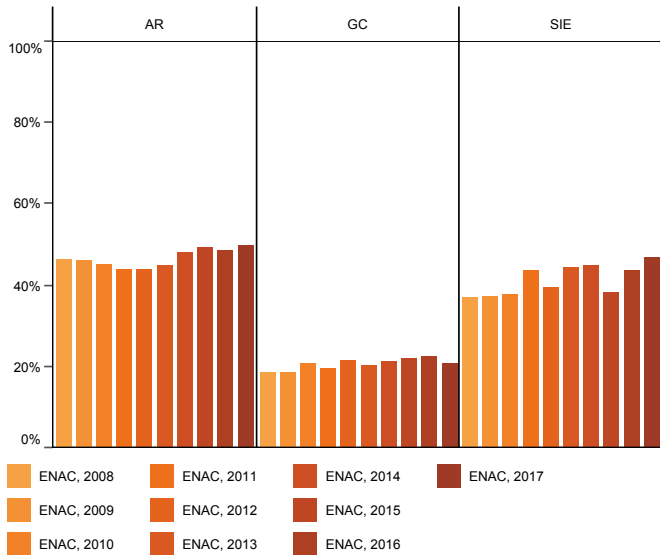
BACHELOR STUDENTS

Students, number and %, School of Architecture, Civil and Environmental Engineering, Bachelor, 2008-2017



The percentage of female Bachelor students at ENAC increased from 38% in 2008 (405/ 1052 students) to 43% in 2017 (586/ 1354 students). Compared to 41% in 2015 (576/1416 students), the number and percentage of female Bachelor students at ENAC has continued to increase.

Percentage of women per section, School of Architecture, Civil and Environmental Engineering, Bachelor, 2008-2017

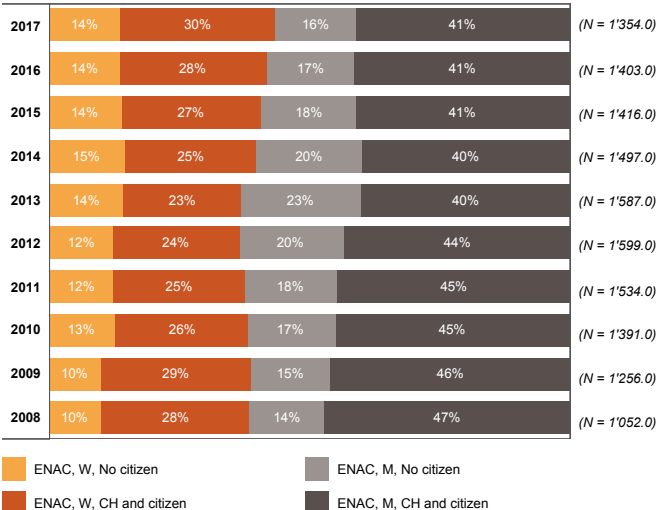


In AR, with 50% female students in 2017 (408/820 students), parity has now been achieved.

The SIE section shows an increase from 37% in 2008 (82/223 students) to 47% in 2017 (120/256 students), and almost reaches parity among Bachelor students.

The GC section has the lowest female student rate in ENAC. The percentage of female students was 19% in 2008 (42/226). It stands at 21% in 2017 (58/278 students). The rate in 2017 is slightly lower than the 22% of female students in 2015 (80/ 361), and the 23% of female students in 2016 (74/328).

Percentage per nationality and residence, School of Architecture, Civil and Environmental Engineering, Bachelor, 2008-2017

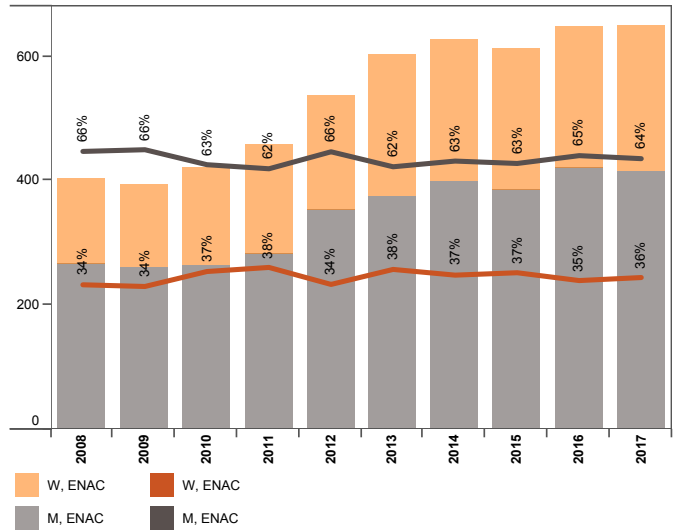


In 2017, 71% of ENAC Bachelor students are of Swiss origin (Swiss nationality or schooled in Switzerland). 29% of Bachelor students are of foreign origin and study abroad. Women represent 42% of Swiss Bachelor students and 47% of foreign Bachelor students.

The proportion of women among students of Swiss origin rose from 38% in 2008 to 42% in 2017, reaching 39% in 2015. The same trend can be observed among male Bachelor students from abroad, where they were 41% in 2008, 43% in 2015 and 47% in 2017.

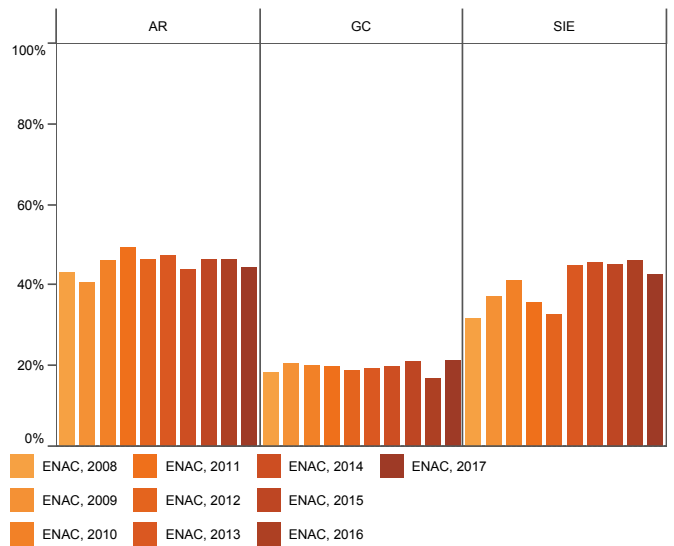
MASTER STUDENTS

Students, number and %, School of Architecture, Civil and Environmental Engineering, Master, 2008-2017



In 2017, the percentage of women among Master students at ENAC is 36% (233/648 students). This rate is up from 34% in 2008 (138/403 students), but slightly down compared to 37% in 2015 (277/612 Master students).

Percentage of women per section, School of Architecture, Civil and Environmental Engineering, Master, 2008-2017

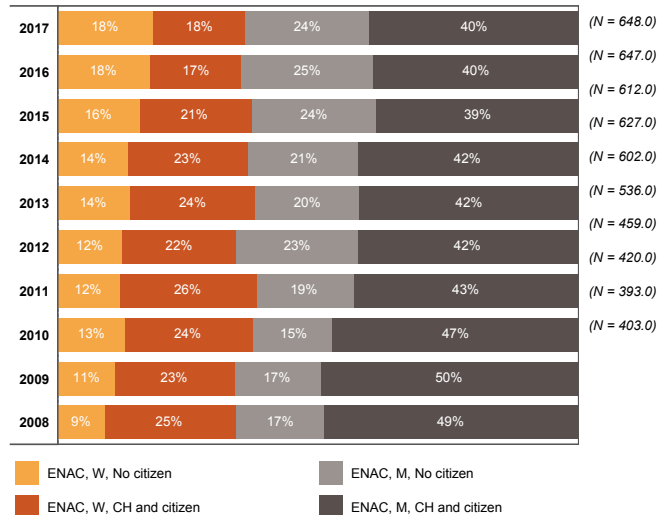


In AR, the percentage of female Master students decreased from 47% in 2015 (117/251 students) to 44% in 2017 (138/311 students). The percentage of female students in AR in 2017 is just above the 43% in 2008 (87/202 students).

In SIE, the percentage of female Master students decreased from 45% in 2015 (65/144 students) to 43% in 2017 (47/110 students). However, this rate represents an increase compared to the 32% of female Master students in 2008 (33/104).

In Civil Engineering (CG), the percentage of female students, 21% in 2017 (48/227 students), remained stable compared to 2015 (45/217 students). Compared to 19% in 2008 (18/97 students), it is slightly up.

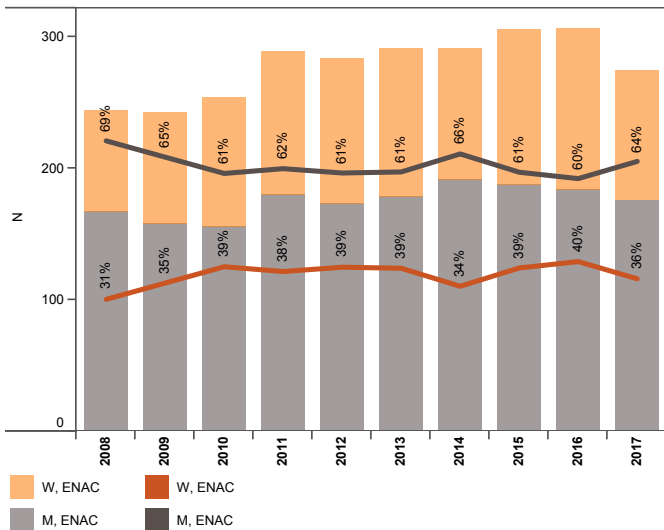
Pourcentage selon nationalité et résidence, Faculté de l'Environnement Naturel, Architectural et Construit, Master, 2005-2017



In 2017, 58% of the Master students at ENAC are from Switzerland (Swiss nationality or schooled in Switzerland). 42% of Master students come from other countries. Women make up 49% of Swiss students, and 43% of Master students from other countries. Compared to 2015, the percentage of women Master students from countries other than Switzerland has increased, while it has remained the same for Swiss students.

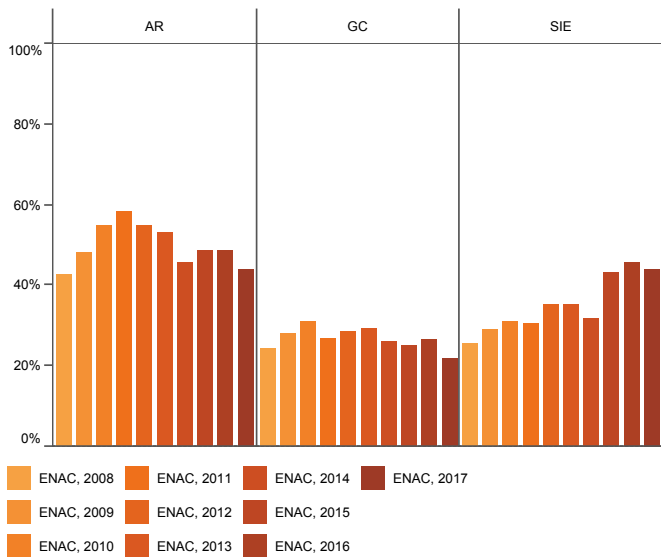
PHD STUDENTS

Students, number and %, School of Architecture, Civil and Environmental Engineering, Doctorate, 2008-2017



The percentage of female PhD students at ENAC rose from 31% in 2008 (76/243) to 36% in 2017 (99/274). The latter percentage is down from 39% in 2015 (118/305) and 40% in 2016 (123/306 PhD students).

Percentage of women per section, School of Architecture, Civil and Environmental Engineering, Doctorate, 2008-2017

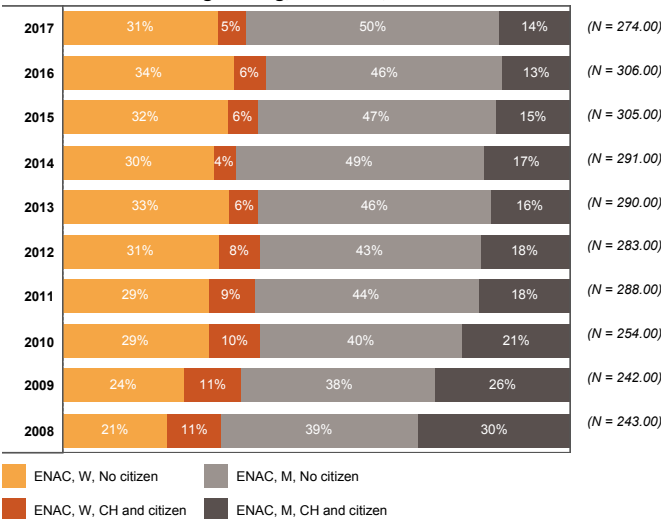


In AR, the percentage of female PhD students was 44% in 2017 (37/89), down from 49% in 2015 (49/101). The percentage in 2017 is thus almost identical to the 43% recorded in 2008 (38/89 doctoral students).

In SIE, there are 44% of female PhD students in 2017 (41/93). This rate is down compared to the 46% recorded in 2016 (49/107), but slightly up compared to 2015 (42/97), and significantly higher compared to the 25% in 2008 (18/71 PhD students).

In GC, there are 22% of female PhD students in 2017 (21/97), down from 26% in 2016 and 25% in 2015 (27/107). The percentage in 2017 is also down compared to the 24% of female PhD candidates in GC in 2008 (20/83).

Percentage per nationality and residence, School of Architecture, Civil and Environmental Engineering, Doctorate, 2008-2017

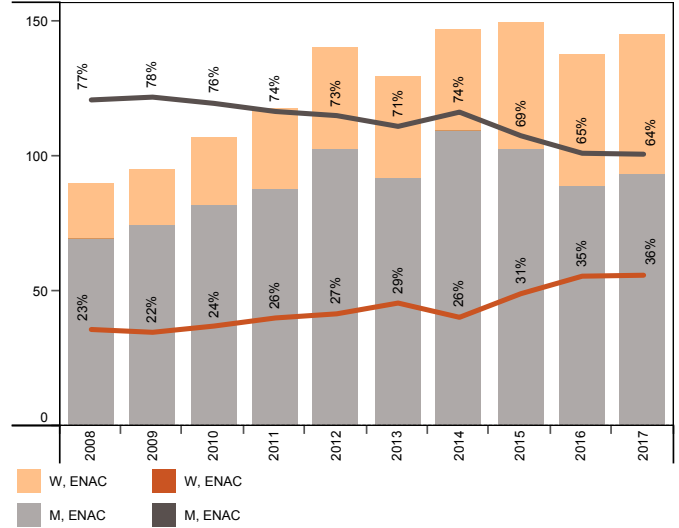


ENAC PhD students have a higher degree of internationalisation than Bachelor and Master students. PhD students of Swiss origin represent 19% in 2017 (41% in 2008). In 2017, 81% of doctoral students at ENAC came from other countries (59% in 2008).

The proportion of women among PhD students of Swiss origin is 28% in 2017 (30% in 2015; 26% in 2008). The proportion of women PhD students from countries other than Switzerland is 38% in 2017 (41% in 2015, 35% in 2008).

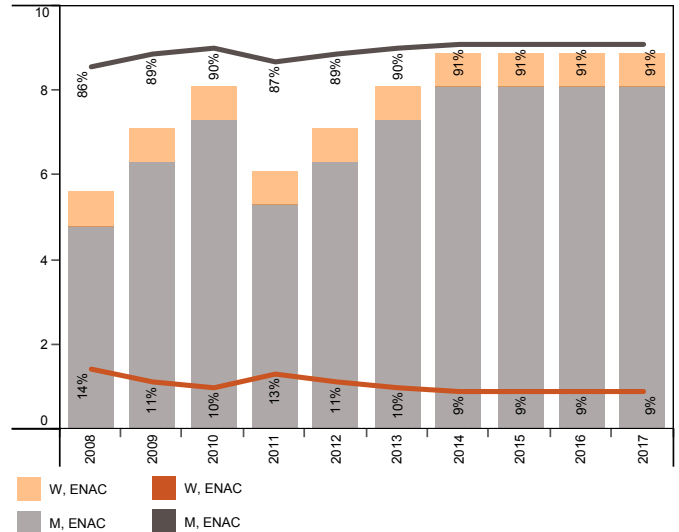
SCIENTIFIC COLLABORATORS

Scientific collaborators, FTE and %, School of Architecture, Civil and Environmental Engineering, 2008-2017



The percentage of female scientific collaborators at ENAC increased from 23% in 2008 (20.6 FTE/ 90.2) to 36% in 2017 (51.8/ 145 FTE collaborators).

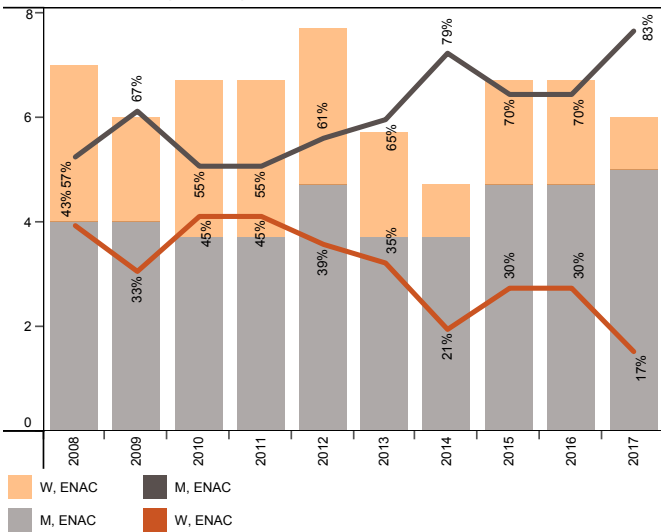
Senior scientists (MER), FTE and %, School of Architecture, Civil and Environmental Engineering, 2008-2017



The percentage of women among senior scientists (MER) increased from 14% in 2008 (0.8 FTE/5.6) to 9% in 2017 (0.8 FTE/8.9).

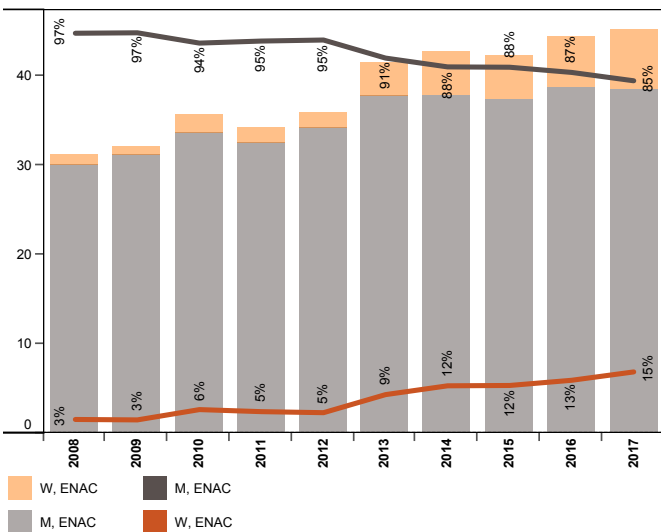
PROFESSORS

Tenure Track Assistant Professors, School of Architecture, Civil and Environmental Engineering, FTE and %, 2008-2017



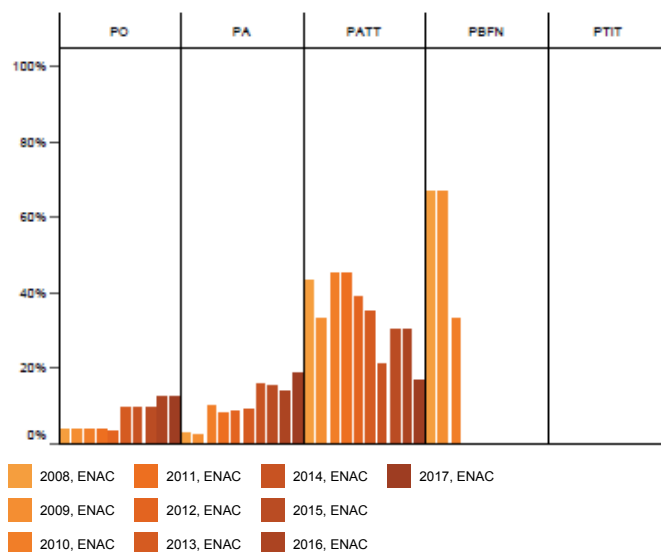
The percentage of women among PATT at ENAC went from 43% in 2008 (3/7 EPT PATT) to 15% in 2017 (1/6).

Associate Professors and Full Professors, School of Architecture, Civil and Environmental Engineering, FTE and %, 2008-2017



The percentage of women among tenured professors (PA and PO) increased from 3% in 2008 (1.1 FTE/ 31.1) to 15% in 2017 (6.7 FTE/45.1).

Percentage of women in professorial positions, School of Architecture, Civil and Environmental Engineering, % per function, 2008-2017



The percentage of PO women at ENAC increased from 3% in 2008 (0.8/ 25.4 FTE) to 13% in 2017 (3.4 FTE/ 27.1). Among PA, the percentage of women increased from 3% in 2008 (0.3 FTE/10) to 18% in 2017 (3.3 FTE/ 18).

The percentage of women among PATT at ENAC went from 43% in 2008 (3/7 EPT PATT) to 15% in 2017 (1/6).

The percentage of women among assistant professors without tenure track (PBFN) fell from 67% (2 FTE/3) in 2008 to 0% in 2015 (0/1 FTE). In 2016 and 2017 there are no PBFN assistant professorships.

Between 2008 and 2017, there are no women among full professors at ENAC. PTit total headcount decreased from 7.3 in 2008 to 2.1 in 2017.

ABBREVIATIONS AND TECHNICAL NOTES

Data

Apart from data on apprentices and managers, data has been provided by the Budget and Planning Officer attached to the Finance Vice-President. Most data are available online under: <https://information.epfl.ch/facts>

Students

Data on students are established approximately seven weeks after the start of the fall semester.

BSc - Bachelor of Science

MSc - Master of Science

PhD - EPFL PhD students

Place of education - refers to the distinction from the Federal Office of Statistics between Swiss students and citizens of another nationality who have been schooled in Switzerland, and foreign students who have been schooled abroad

CH + residents - Swiss students and foreign citizens living in Switzerland and who have been schooled in Switzerland

Non-resident - Foreign students who have been educated abroad

Staff

Staff data are established at the end of the calendar year, on December 31.

FTE - Full time equivalent

PO - Full professors

PA - Associate professors

PATT - Tenure Track Assistant Professors

PB FN - Swiss National Science Foundation-funded Professors.

PTit - Adjunct professors

MER - Senior scientists

Scientific collaborators - Persons hired by EPFL after a PhD or equivalent professional experience, assuming training and research missions.

Technical staff - employees of a unit responsible of technical tasks.

Administrative staff - employees of a unit responsible of administrative task

Schools

ENAC- School of Architecture, Civil and Environmental Engineering

SIE – Environmental Engineering section

GC – Civil Engineering section

AR –Architecture section